

Nifty Snapshot

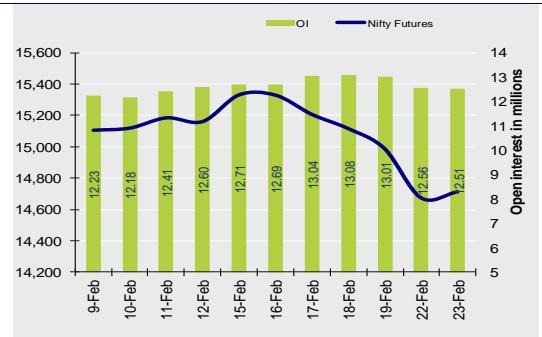
	Close	Prv Cl.	Ab chg	% chg
Spot	14,707.8	14,675.7	32.10	0.22
Futures	14,711.5	14,672.6	38.90	0.27
OI (ml shr)	12.51	12.56	-0.04	-0.34
Vol (lots)	241103	213930	27173	12.7
COC	3.75	-3.05	6.80	-223.0
PCR-OI	1.06	0.99	0.06	6.5

Market Summary:

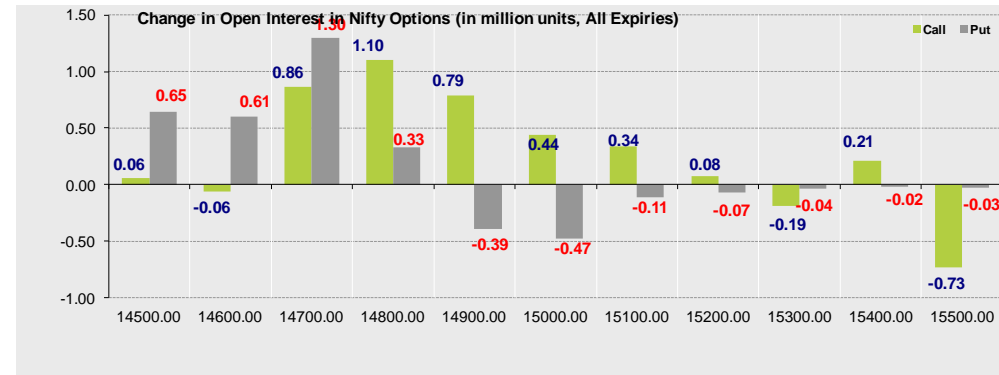
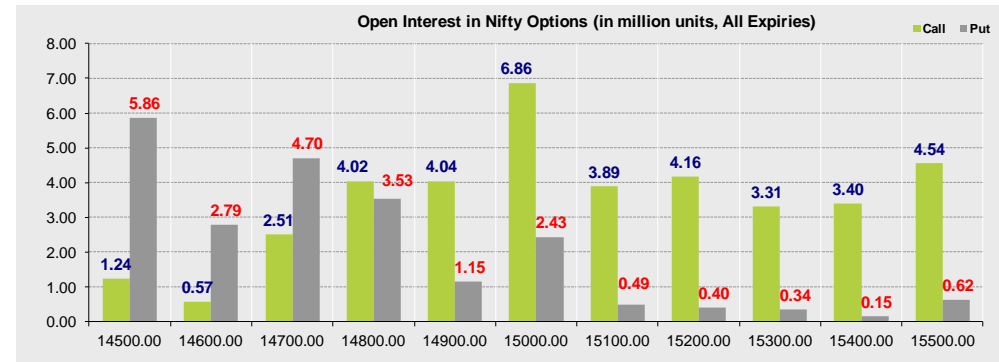
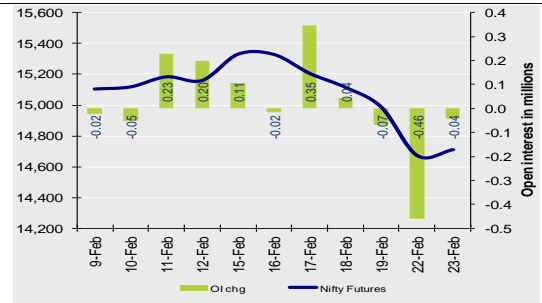
- Indian markets closed on a positive note where buying was mainly seen in Metals, Automobile, Realty sectors. Nifty Feb Future closed at 14711.5 (up 38.90 points) at a premium of 3.75 pts to spot.
- FII's were net sellers in Cash to the tune of 1569 Cr and were net sellers in index futures to the tune of 159.71 Cr.
- India VIX decreased by 0.95% to close at 25.23 touching an intraday high of 25.64.

Open Interest in Nifty Options:

Nifty Futures Price v/s OI



Nifty Futures Price v/s Change in OI



Institutional Activity in previous trading session

(in Rs cr.)	Buy	Sell	Net
Index Futures	7676.04	7835.75	-159.71
Index Options	457424.96	454818.3	2606.59
Stock Futures	47530.64	47272.02	258.62
Stock Options	20131.97	19556.76	575.21
FII Cash	8,112.33	9,681.37	-1,569.04
DII Cash	4,918.49	4,701.82	216.67

Net FII Activity (in Rs cr.)

Date	Idx Fut	Stk Fut	Idx Opt	Cash
23-Feb	-159.7	258.6	2606.6	-1569.0
22-Feb	749.5	201.9	4364.0	-893.3
19-Feb	281.2	319.3	3983.5	118.8
18-Feb	-18.2	-1195.3	3568.5	903.1
17-Feb	-182.3	-650.5	39.1	1008.2
16-Feb	-607.7	-770.3	3712.0	1144.1

- The above second chart shows previous trading day's change in Nifty options where Addition in OI were seen in 14700, 14800, 14900, 15000 strike Calls and at 14800, 14700, 14500 strike Puts indicating market is likely to stay in the range of 14500-14800 in near term.

- Highest OI build-up is seen at 15000 strike Call and 14500 strike Put, to the tune of 6.86mn and 5.86mn respectively.

Outlook on Nifty:

- Index is likely to open on a flattish note today and is likely to remain range bound during the day.

Technical Pivot (Intraday):

	S2	S1	PIVOT	R1	R2
NIFTY	14540	14625	14750	14835	14955
BANKNIFTY	34550	34835	35275	35560	36000

Volume Buzzers (Contract wise)

Symbol	Current Volume	Volume Change	Price Chg	One Month Avg
CUMMINSIND	3320	219%	5.5%	2074
GODREJCP	3518	142%	-2.6%	2100
SAIL	646	138%	5.9%	2020
ICICIGI	1638	110%	2.2%	1129
TATAMOTOR	23804	96%	6.6%	25900
ONGC	10887	93%	5.9%	4456
BIOCON	7763	89%	-2.1%	3662
GAIL	5409	79%	3.5%	4097
APOLLOHOS	5084	77%	2.2%	3193
PEL	6754	75%	2.6%	6273

Stock Ideas

- ITC & RELIANCE calls of strike 220 & 2100 respectively were amongst the most active Calls whereas SBIN & RELIANCE puts of strike 390 & 2000 respectively were amongst most active Puts.
- HINDALCO & PAGEIND are likely to show good strength whereas LALPATHLAB & AMARAJABAT are likely to show weakness in today's trading session.

(Price is in Rs; OI is in million units; Price chg and OI chg are in percentage) **NB RESEARCH**

Fresh Longs seen in:

Scrip	Price	Price chg	OI	OI Chg
HINDALCO	333.3	5.6	37.2	18.0
FEDERALBNK	81.5	2.0	96.3	14.4
TVSMOTOR	598.8	1.8	5.4	9.5

Fresh Shorts seen in:

Scrip	Price	Price chg	OI	OI Chg
LALPATHLAB	2281.1	-4.7	0.2	13.7
BANKBARODA	86.0	-3.9	97.6	12.7
BANDHANBNK	326.3	-0.1	26.2	11.0

Short Covering seen in:

Scrip	Price	Price chg	OI	OI Chg
PAGEIND	29084	5.5	0.1	-12.1
BAJFINANCE	5394.6	0.1	4.5	-9.8
BEL	134.2	3.1	29.8	-9.6

Long Unwinding seen in:

Scrip	Price	Price chg	OI	OI Chg
AMARAJABAT	883.3	-1.1	3.3	-19.8
PVR	1375.4	-0.2	1.9	-11.6
IDFCFIRSTB	61.2	-0.3	152	-9.7

Technical Pivot (Intraday):

Script Name	S2	S1	PIVOT	R1	R2
HINDALCO	308	320	329	342	351
LALPATHLAB	2151	2216	2338	2403	2525
PAGEIND	27015	28049	28625	29659	30235
AMARAJABAT	854	869	884	898	914

FROM THE EQUITY DERIVATIVE DESK:

NIRAV HARISH CHHEDA
SENIOR DERIVATIVES AND TECHNICAL ANALYST
E-Mail: nirav.chheda@nirmalbang.com
Tel no: 6273-8199/8000

AMIT BHUPTANI
DERIVATIVES AND TECHNICAL ANALYST
E-Mail: amit.bhuptani@nirmalbang.com
Tel no: 6273-8242/8000

Disclaimer

Nirmal Bang Securities Private Limited (hereinafter referred to as "NBSPL") is a registered Member of National Stock Exchange of India Limited, Bombay Stock Exchange Limited and MCX stock Exchange Limited. We have been granted certificate of Registration as a Research Analyst with SEBI. Registration no. is INH000001766 for the period 23.09.2015 to 22.09.2020.

NBSPL or its associates including its relatives/analyst do not hold any financial interest/beneficial ownership of more than 1% in the company covered by Analyst (in case any financial interest is held kindly disclose)

NBSPL or its associates/analyst has not received any compensation from the company covered by Analyst during the past twelve months. NBSPL /analyst has not served as an officer, director or employee of company covered by Analyst and has not been engaged in market making activity of the company covered by Analyst.

The views expressed are based solely on information available publicly and believed to be true. Investors are advised to independently evaluate the market conditions/risks involved before making any investment decision.

Stock Name	Call (Buy/Sell)	Entry price	Targets	Stop Loss	Duration	Status

NIFTY50 Options OI (CE OI = Resistance) (PE OI = Support)

Symbol	Highest CE OI	Highest PE OI	CMP
ADANIPTS	700	650	664
ASIANPAINT	2500	2300	2378
AXISBANK	740	700	718
BAJAJ-AUTO	4200	3900	3922
BAJAJFINSV	10500	10000	10031
BAJFINANCE	5800	5000	5395
BHARTIARTL	600	580	566
BPCL	450	400	435
BRITANNIA	3600	3400	3337
CIPLA	870	800	790
COALINDIA	150	135	137
DIVISLAB	4000	3400	3456
DRREDDY	4800	4400	4500
EICHERMOT	3000	2500	2522
GAIL	150	140	148
GRASIM	1250	1200	1234
HCLTECH	1000	900	912
HDFC	2800	2500	2635
HDFCBANK	1600	1500	1530
HDFCLIFE	720	700	706
HEROMOTOCO	3600	3300	3387
HINDALCO	290	300	333
HINDUNILVR	2300	2200	2178
ICICIBANK	640	600	616
ITC	220	210	209

NIFTY50 Options OI (CE OI = Resistance) (PE OI = Support)

Symbol	Highest CE OI	Highest PE OI	CMP
INDUSINDBK	1100	1000	1048
INFY	1400	1200	1270
IOC	102.5	87.5	98
JSWSTEEL	420	400	414
KOTAKBANK	2000	1800	1878
LT	1600	1400	1488
M&M	900	800	842
MARUTI	8000	7000	6991
NESTLEIND	17500	16500	16210
NTPC	110	90	103
ONGC	120	110	112
POWERGRID	240	185	226
RELIANCE	2100	2000	2026
SBILIFE	900	900	870
SBIN	410	370	395
SHREECEM	29000	23000	27289
SUNPHARMA	700	500	604
TATAMOTORS	330	300	325
TATASTEEL	800	700	732
TCS	3200	2500	2981
TECHM	1020	950	947
TITAN	1500	1400	1426
ULTRACEMCO	6600	6000	6266
UPL	600	500	567
WIPRO	450	400	417

DISCLOSURES

Research Reports that are published by Nirmal Bang Securities Private Limited (hereinafter referred to as "NBSPL") are for private circulation only. NBSPL is a registered Research Analyst under SEBI (Research Analyst) Regulations, 2014 having Registration no. INH000001766. NBSPL is also a registered Stock Broker with National Stock Exchange of India Limited, BSE Limited, Metropolitan Stock Exchange of India Limited, Multi Commodity Exchange of India Limited, National Commodity and Derivative Exchange Limited and Indian Commodity Exchange Limited in cash and Equity and Commodities derivatives segments.

NBSPL has other business divisions with independent research teams separated by Chinese walls, and therefore may, at times, have different or contrary views on stocks and markets.

NBSPL or its associates have not been debarred / suspended by SEBI or any other regulatory authority for accessing / dealing in securities Market. NBSPL, its associates or analyst or his relatives do not hold any financial interest (Except Investment) in the subject company. NBSPL or its associates or Analyst do not have any conflict or material conflict of interest at the time of publication of the research report with the subject company. NBSPL or its associates or Analyst or his relatives may or may not hold beneficial ownership of 1% or more in the subject company at the end of the month immediately preceding the date of publication of this research report.

NBSPL or its associates / analyst has not received any compensation / managed or co-managed public offering of securities of the company covered by Analyst during the past twelve months. NBSPL or its associates have not received any compensation or other benefits from the company covered by Analyst or third party in connection with the research report. Analyst has not served as an officer, director or employee of Subject Company. NBSPL / analyst has not been engaged in market making activity of the subject company. Analyst Certification: The research analysts and authors of these reports, hereby certify that the views expressed in this research report accurately reflects my/our personal views about the subject securities, issuers, products, sectors or industries. It is also certified that no part of the compensation of the analyst(s) was, is, or will be directly or indirectly related to the inclusion of specific recommendations or views in this research. The analyst(s) principally responsible for the preparation of this research report and has taken reasonable care to achieve and maintain independence and objectivity in making any recommendations.

DISCLAIMER

This report is for the personal information of the authorized recipient and does not construe to be any investment, legal or taxation advice to you. NBSPL is not soliciting any action based upon it. Nothing in this research shall be construed as a solicitation to buy or sell any security or product,

or to engage in or refrain from engaging in any such transaction. In preparing this research, we did not take into account the investment objectives, financial situation and particular needs of the reader.

This research has been prepared for the general use of the clients of NBSPL and must not be copied, either in whole or in part, or distributed or redistributed to any other person in any form. If you are not the intended recipient you must not use or disclose the information in this research in any way. Though disseminated to all the customers simultaneously, not all customers may receive this report at the same time. NBSPL will not treat recipients as customers by virtue of their receiving this report. This report is not directed or intended for distribution to or use by any person or entity resident in a state, country or any jurisdiction, where such distribution, publication, availability or use would be contrary to law, regulation or which would subject NBSPL & its group companies to registration or licensing requirements within such jurisdictions.

The report is based on the information obtained from sources believed to be reliable, but we do not make any representation or warranty that it is accurate, complete or up-to-date and it should not be relied upon as such. We accept no obligation to correct or update the information or opinions in it. NBSPL or any of its affiliates or employees shall not be in any way responsible for any loss or damage that may arise to any person from any inadvertent error in the information contained in this report. NBSPL or any of its affiliates or employees do not provide, at any time, any express or implied warranty of any kind, regarding any matter pertaining to this report, including without limitation the implied warranties of merchantability, fitness for a particular purpose, and non-infringement. The recipients of this report should rely on their own investigations.

This information is subject to change without any prior notice. NBSPL reserves its absolute discretion and right to make or refrain from making modifications and alterations to this statement from time to time. Nevertheless, NBSPL is committed to providing independent and transparent recommendations to its clients, and would be happy to provide information in response to specific client queries.

Before making an investment decision on the basis of this research, the reader needs to consider, with or without the assistance of an adviser, whether the advice is appropriate in light of their particular investment needs, objectives and financial circumstances. There are risks involved in securities trading. The price of securities can and does fluctuate, and an individual security may even become valueless. International investors are reminded of the additional risks inherent in international investments, such as currency fluctuations and international stock market or economic conditions, which may adversely affect the value of the investment. Opinions expressed are subject to change without any notice. Neither the company nor the director or the employees of NBSPL accept any liability whatsoever for any direct, indirect, consequential or other loss arising from any use of this research and/or further communication in relation to this research. Here it may be noted that neither NBSPL, nor its directors, employees, agents or representatives shall be liable for any damages whether direct or indirect, incidental, special or consequential including lost revenue or lost profit that may arise from or in connection with the use of the information contained in this report.

Copyright of this document vests exclusively with NBSPL.

Our reports are also available on our website www.nirmalbang.com